

# User Manual

## Step 1

### Select Subject

Step 1 of 3

1 Select Criteria > 2 Select Items > 3 Generate Report

Select All Clear All Next

Subjects Available

<b>Real Sector</b>	<b>Monetary Sector</b>	<b>External Sector</b>
<input type="checkbox"/> Population Statistics	<input type="checkbox"/> Money Supply	<input type="checkbox"/> Imports and Exports
<input checked="" type="checkbox"/> National Accounts	<input type="checkbox"/> Open Market Operations	<input type="checkbox"/> Tourism
<input type="checkbox"/> Agriculture	<input type="checkbox"/> Interest Rates	<input type="checkbox"/> Balance of Payments
<input type="checkbox"/> Industry and Housing		<input type="checkbox"/> International Investment Position
<input type="checkbox"/> Prices and Indices	<b>Financial Sector</b>	<input type="checkbox"/> Exchange Rates
<input type="checkbox"/> Wages and Indices	<input type="checkbox"/> Banking Sector	<input type="checkbox"/> Fiscal Sector
<input type="checkbox"/> Labour Force	<input type="checkbox"/> Non-Bank Sector	<input type="checkbox"/> Central Government Finance
<input type="checkbox"/> Education	<input type="checkbox"/> Payment Data	<input type="checkbox"/> Revenue and Expenditure of Provincial Councils
<input type="checkbox"/> Health	<input type="checkbox"/> Co-operative Rural Banks	<input type="checkbox"/> Treasury Bill Auctions
<input type="checkbox"/> Communication Media	<input type="checkbox"/> Thrift & Credit Co-operative Societies	<input type="checkbox"/> Treasury Bond Auctions
<input type="checkbox"/> Transport	<input type="checkbox"/> Share Market Data	
<input type="checkbox"/> Other Socio-Economic Data		
<input type="checkbox"/> Electricity		
<input type="checkbox"/> Petroleum		

1. Click on Checkboxes  to select the **Subjects** which you wish to search. (The selected subjects will filter what data items you can select in the Step 2)
2. Click on  to select all Subjects.
3. Click on  to deselect all Subjects.

## Select Search Criteria

### Search Criteria

Frequency  (4)  
From  To  (5)

### Notes

Append series specific notes (6)

(7)

4. Next, select the relevant frequency on drop down list  then two text boxes will appear to select the period.

5. Select the time period you wish to search using from and to text boxes.

6. By default, the system will present you series specific footnotes(if any) with the data results. However, if you do not need any footnotes with your data results un-check the check box “Append series specific notes”.

Append series specific notes

7. Click  to continue

## Step 2

---

Step 2 of 3

1 Select Criteria > 2 Select Items > 3 Generate Report

Back

Next

### Notes

(8) Search Text   List all items

#### National Accounts -GDP at Constant Prices - Base Year 2002

- GDP - Exp. at Constant (2002) Prices - GDCF - Gross Domestic Fixed Capital Formation
- GDP - Exp. at Constant (2002) Prices - GDCF - Gross Domestic Fixed Capital Formation - Government
- GDP - Exp. at Constant (2002) Prices - GDCF - Gross Domestic Fixed Capital Formation - Private

#### National Accounts -GDP at Constant Prices - Base Year 2010

- GDP - Exp. at Constant (2010) Prices - GCF - Gross fixed capital formation

#### National Accounts -National Demand, Income and Savings

- GDP - Income at Constant (2010) Prices - Consumption of Fixed capital
- GDP - Income at Constant (2010) Prices - FC - Consumption of Fixed capital
- GDP - Income at Constant (2010) Prices - GG - Consumption of Fixed capital
- GDP - Income at Constant (2010) Prices - HH & NPISH - Consumption of Fixed capital
- GDP - Income at Constant (2010) Prices - NFC - Consumption of Fixed capital

Add (9)

### Item List

1.	GDP - Exp. at Constant (2010) Prices - GCF - Gross fixed capital formation	✖	(10)
2.	GDP - Income at Constant (2010) Prices - Consumption of Fixed capital	✖	(11)

Back

Next

8. Type the search word or word phrase on the search textbox


Search Text

or else click on “List all items”

List all items

to list all the items under the subject

9. Select items and click on  to add preferred items in to **Item List**

10. Click on  to remove any unwanted items from the **Item List**.

\*\*You may add more items to the **Item List** by repeating steps 9 and 10 any number of times.

11. Click on  to continue

## Step 3

### Generate Report

Step 3 of 3

1  
Select Criteria>2  
Select Items>3  
Generate Report

BackNew Query 13

**Notes**

Item Name	Unit	Scale	2010	2011	2012	2013	2014	2015	2016	2017	2018
National Accounts- GDP at Constant Prices - Base Year 2010											
1 GDP - Exp. at Constant (2010) Prices - GCF - Gross fixed capital formation	Rs.	Million	1,522,846.96	1,774,950.53	2,060,075.34	2,174,090.36	2,137,668.30	2,138,922.36	2,335,255.31	2,425,382.93	
National Accounts- National Demand, Income and Savings											
2 GDP - Income at Constant (2010) Prices - Consumption of Fixed capital	Rs.	Million	386,757.34	417,685.96	470,501.48	511,077.53	575,535.67	567,217.00	627,840.00	681,624.00	

## Notes

### **1) GDP - Exp. at Constant (2002) Prices - GDCF - Gross Domestic Fixed Capital Formation**

Sector:Real Sector

Source:Department of Census and Statistics

GeoArea:National

Note:GDCF - Gross Domestic Capital Formation

Data last updated:2016-05-20

Update frequency:Series has been discontinued due to base year revision

### **2) GDP - Exp. at Constant (2002) Prices - GDCF - Gross Domestic Fixed Capital Formation - Government**

Sector:Real Sector

Source:Department of Census and Statistics

GeoArea:National

Note:GDCF - Gross Domestic Capital Formation

Data last updated:2016-05-20

Update frequency:Series has been discontinued due to base year revision

### **3) GDP - Exp. at Constant (2010) Prices - GCF - Gross fixed capital formation**

Sector:Real Sector

Source:Department of Census and Statistics

GeoArea:National

Note:


Data last updated:2018-07-24


Update frequency:20th day of the third calendar month after completion of a quarter/year

---

## Download File



12. Click on  to download the result as an excel file

13. Click  for start **New Search Query**. This will take present you with a fresh search form.